



Thimble Thoughts

Oakland County Quilt Guild

www.oaklandcountyquiltguild.com

October 2009

A MESSAGE FROM OUR PRESIDENT, Peggy Casing

Hello Friends!

I always love it when things go well, and there are no "fires to put out." At this point, from where I sit, things are loooking goood!

We had such a wonderful response to the tent at the Arts and Apples Festival that I can't imagine not doing it again. Thank you to Gail Bufalini and Rita Zazinski, as well as the other volunteers who wo-manned the tent and sold tickets. I heard from volunteers that they had a blast, and, when I was there, the quilt looked great... even though the "music" was a bit off-putting. Thanks, also to Rita Z who stepped up and took over the co-chair position for the show. (Bless you!) We also owe a debt of gratitude to Mary Murday for her efforts prior to stepping down from that position. Thank you, Mary.

Other great things are going on with the guild as well. We have a charity day coming up, and we have filled our key positions for this year. Kerren Heilman volunteered to chair the Quilt Away Retreat Committee, Debi Oman *will* be doing the Fat Quarter Drawing, and Judy Stone (along with a little help from some of us) will give the newsletter a shot. Actually, now that I think of it... if you are reading this, she has been successful and deserves a pat on the back! We have great presentations, workshops, retreat days, and other events planned... all in a year that also includes a quilt show! Are we crazy, or what? I think we are, as some kids say, "Crazy Good!"

Our next meeting (10/01/09) is an anniversary celebration, and I know the planning committee has many treats, guests, and fun things in store! I hope to see you there!

Happy Birthday to Guild Members with October Birthdays!



Oct. 2
Oct. 3

Barbara Kowal
Debi Oman

Oct. 23
Oct. 27
Oct. 28

Janet Mann
Emmy Helland
Betsy Roy

CHARITY SEWING DAY

SATURDAY OCTOBER 3, 2009
10 A.M. to 3 P.M.

Abiding Presence Lutheran Church on Walton Blvd.
Bring a salad or desert to share. Soup, bread, and drinks will be provided.

Bring your sewing machine, extension cord, light, and supplies.
We will be working on blocks for twin size quilts for Lighthouse Path

Questions? Email Marlee Smearing or give her a call.

MORE CHARITY NEWS

Marlee Smearing, Sharleen Jespersen, Lesa Reynolds and Maggie Schwartz

Thank you to the many members who took quilt tops to quilt for us this month. Please continue to look at the charity table to see if there is a binding you could do, a kit to put together, or a top to quilt for us.

At the September meeting we received 1 large lap top with backing, 1 "I Spy" baby quilt completed, 11 Tiny Miracle Quilts completed, 2 Veteran quilts completed, and one large lap quilt top. Thank you to members who continue to help our cause.

Thank you to Kathyne Karibo who donated a roll of batting to charity.

DONATIONS FOR VETERANS

Thank you for your continued and heartfelt support of our collection of hygiene items for Veterans. Each month it is wonderful to watch the box fill up with your donations. It is our goal to fill kits with the following full sized products:

Shampoo	Lotion
Deodorant	Shave Cream
Toothpaste	Socks
Toothbrush	Small crossword or Sudoku books, etc.
Razors	

As we run out, we do substitute sample sizes as needed. Each kit is packaged in a drawstring bag and given to Marine Bob Williams. He distributes these kits as well as our lap quilts to VA Centers and Veterans in nursing homes. Thank you for your generosity.

Sharleen Jespersen, Charity Committee

Chicks 4 Charity—read all about it on page 3

Chicks 4 Charity **Groups Now Forming!!!**

We are currently creating small groups of about 4 members who would like to meet on a regular basis to complete Charity sewing projects. The Charity Committee will provide all your requested fabrics, batting, projects, ideas, etc. You provide your sewing machine, the thread, and the gal power.

To become involved just provide the following information...

Your
name _____

Cross Streets for your address _____

Would you like a day or an evening group? (Circle one)

Would you host one initial meeting at your home to help us get started?

Yes No (Circle one)


Would you like to put together your own Chicks 4 Charity group? If so, please provide members' names and meeting date _____

Comments _____

Please return this form to Sharleen Jespersen, 174 Sandalwood Dr, Rochester Hills, MI 48307. Or you may email your responses to me at jesper417@aol.com or call 248-652-7073.

Mark your Calendars...

Oct. 1	20th Anniversary Celebration
Nov. 5	Susan Garman, Lecture
Nov. 6	Workshop: Feathered Star
Nov. 7	Workshop: Antique Tea Rose Quilt
Dec. 1	Christmas Potluck and Festivities
Jan. 7	Anita Shackelford + Workshops
April 9 & 10	Quilt Show



Raffle Ticket Sales at Arts & Apples a Success

by Gail Bufalini

The fabulous weekend of the 2009 Arts & Apples Festival is now a memory. We had a wonderful time selling tickets and spending time with members who volunteered. I've been told that this is the earliest our raffle quilt has been completed and with close to \$800 in ticket sales, we are off and running towards the 2010 quilt show.

Thank you to those of you who gave your time to help: Marilyn Calo, Rita Zaziski, Kathyne Karibo, Lesa Reynolds, Ellie Fitzpatrick, Joan Gunning, Nancy Isken, Maggie Schwartz, Carolyn Smith, Gladys Baker, Marlee Smearing and Evelyn Phillips. We couldn't have done this without you! In addition, 92 people picked up our new brochure advertising the Oakland County Quilt Guild. It was truly a successful event.



October Quilt Show Update

by Gail Bufalini

Preparations for the quilt show are in full swing. If you haven't volunteered to help in some capacity, now is the perfect time to sign up to help. There are openings for chairmen or co-chairs in the following areas: Tear Down (co-chair), Catalog Publicity and Show Publicity. The co-chairs are in place for Show Publicity. However, that job has been broken down into ten areas so that it is not overwhelming to anyone. In addition, it would be helpful to have someone share the chairmanship with Gladys Baker for Quilt Promotion. This involves arranging with the quilt shops and guilds to display our raffle quilt and sell raffle tickets as well as take the quilt to the shops and pick it up.

There has been some discussion of having a Guild Boutique at the quilt show. This would be a table apart from the vendors where members could sell items they have made. A percentage of the proceeds would go to the guild (15-20% yet undecided). There needs to be a person to take charge of this operation if there is interest in having a boutique. If you are interested in selling some of your projects or taking charge of the table, contact Gail Bufalini or Rita Zaziski.

There has also been a suggestion that if you wanted to sell one of the quilts you exhibit at the show, we could do that as well. The label could indicate if the quilt was for sale. A price list would be available at the registration table. Again the guild would generate a percentage of the sale.

There will be a meeting of the show chairs and/or co-chairs tentatively in the large conference room of the Rochester Hills Public Library on Tuesday, October 6th at 7 p.m.

Library News!

by Linda McCabe

We had great success with the introduction of our 40 new books at the September meeting!!! At least 28 of them were checked out and lots of people huddled around the Library table at our new location - at the back of the main room, right beside the fireplace. In this new location, we'll be able to display more books as we spread out on two tables and folks won't feel so crowded. So please come and browse some of the old, as well as the new books.

At present, you can request any book in our library by calling Mary Asmus, 248-814-9946 or emailing her at asmus3346@att.net. Mary will bring the requested book(s) to our next meeting for you to pick up. If it's an emergency, perhaps you can arrange a time to pick up a book at Mary's home. The entire listing of books is now at the library tab on our website, oaklandcountyquiltguild.com, and you'll soon be able to add your own comments about the strengths and weaknesses of an individual book right there on line. So please, as you read and browse the books you've checked out, keep notes so your thoughts can be added to our website later. Your comments will be helpful to everyone since no one is an expert on all the books.

And finally, with our Book Sale coming up at our Show in April, please remember the library for book donations, either from your own library, or perhaps from a friend's who is moving or giving up quilting. All the funds go to purchase new books and keep our library up to date with the latest and greatest. Many thanks.

2009-2010 Quilt Challenge

“Everything but the Kitchen Sink”

Make a table runner or table topper using the “Everything but the Kitchen Sink” theme.

Rules: Must be made by one person who is a current OCQG member.

Must be a completed quilted item.

Must include at least one identifiable **Broken Dishes** block, any size is acceptable.


One length plus one width must be less than 100 inches.

Any project over 24” wide must have a 4” sleeve on the back.

The Challenge will be shown at the June 2010 meeting. Have fun with the theme and make something that will show your personal style.

Use your imagination!

Lesla Reynolds and Rita Morrow



Blockery by Bet Brinkerhoff (248-693-4770)

Hi Ladies,

This month is flying by. Included in this month's newsletter is the pattern for the Log Cabin Block. I don't think that we need a picture because I think we all know what a Log Cabin is. This Log Cabin has a red center with light on one side and dark on the other. It will finish at 10" (10 1/2" unfinished). The cutting directions are:

Center (red) 2 1/2 inches x 2 1/2 inches

from scraps-- light strips

- 1---- 1 1/2" x 2 1/2"
- 2---- 1 1/2" x 3 1/2"
- 3---- 1 1/2" x 4 1/2"
- 4---- 1 1/2" x 5 1/2"
- 5---- 1 1/2" x 6 1/2"
- 6---- 1 1/2" x 7 1/2"
- 7---- 1 1/2" x 8 1/2"
- 8---- 1 1/2" x 9 1/2"

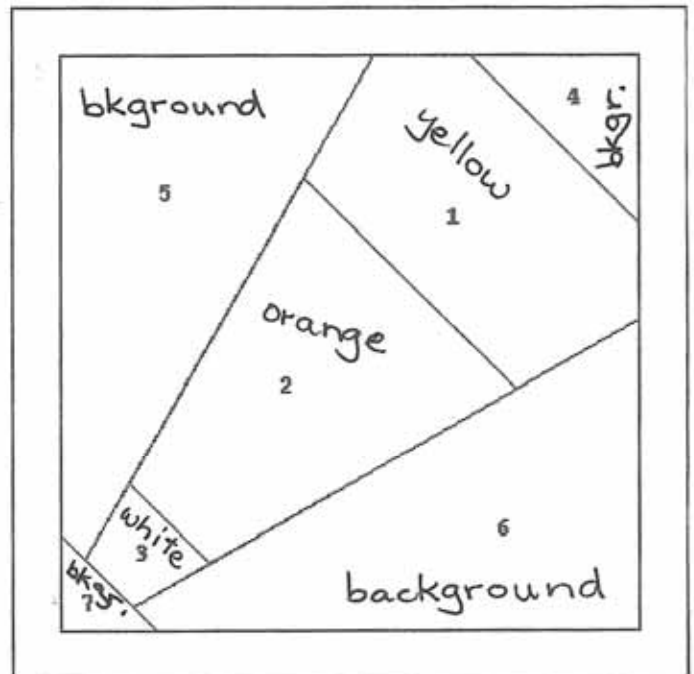
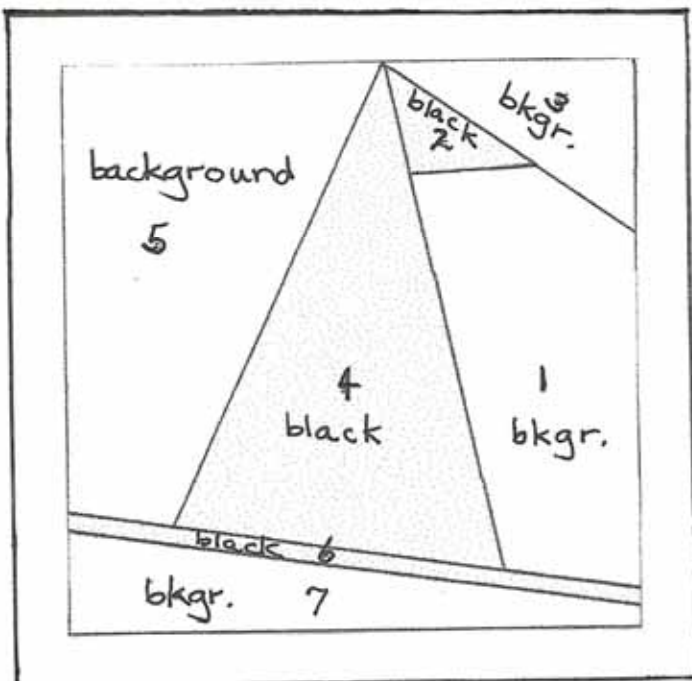
dark strips

- 1---- 1 1/2" x 3 1/2"
- 2---- 1 1/2" x 4 1/2"
- 3---- 1 1/2" x 5 1/2"
- 4---- 1 1/2" x 6 1/2"
- 5---- 1 1/2" x 7 1/2"
- 6---- 1 1/2" x 8 1/2"
- 7---- 1 1/2" x 9 1/2"
- 8---- 1 1/2" x 10 1/2"

Sew, starting with 2 light strips and sew clockwise.

The women who signed up are Chantal Anderson (1), Bet Brinkerhoff (3), and Mary Lou Grimes (3).

Something extra for your Halloween pleasure! These patterns are 3" finished but can be enlarged 200% to form 6" blocks. The witch's hat is reprinted with permission from Jennifer Ofenstein and is for personal and non-profit use only. (www.sewhooked.org)



The candy corn is a free pattern by Christine Thresh. There are many free paper pieced patterns available on the internet as well as on [Electric Quilt](#). What can you do with these blocks??

HOSPITALITY—OCTOBER SIGNUP

Ice Cream (1/2 gal.): Liz Shelbo, Gudrun Baechle, Wendy Ptak, Marybeth Megel

Juice (1 bottle): Joan Gunning, Chantal Anderson

Pop (regular): Muriel McDonald (3)

Pot (diet): Nancy Isken, Chantal Anderson, Liz Travis

THANK YOU!!

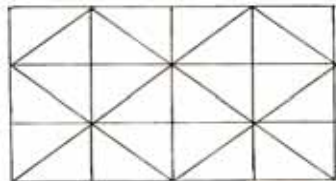
Cherry Squares by Peggy Casing

(September 2009 Guild Meeting)

2 sticks oleo	2 c. flour
1 c. sugar	1 tsp. almond flavoring
3 eggs	1 can cherry pie filling

Cream oleo and sugar. Add in 1 egg at a time. Add flour and flavoring; mix well. Reserve $\frac{3}{4}$ cup dough. Spread remaining dough into a greased and floured 9 x 13 inch pan. Top with pie filling. Dob on reserved dough. Bake at 350 degrees for 30 minutes. Cool and cut into squares.

Advertisements



Oodles of Half Square Triangles

Let me use your fabrics and my computerized longarm quilting machine to stitch out a precise grid of half square triangle units for you to cut apart. (One yard backing minimum please.)

Half Square Triangle Sizes currently available:
1.25" 1.5" 2" 2.5" 3" 3.5" 4"

Hint: Use them for your Broken Dishes blocks!

Contact **Ruth McCormick** for more information:
248-375-1882

For Sale

Cheryl Ann's Design Wall
72" x 72" \$90
Used 3 times
Original price was \$145

Gail Bufalini 248-650-0646



by Kathyne Rae Karibo

Quilt in Comfort Studio
308 East Street
Downtown Rochester

(248) 820-9200
www.quiltedcomforts.org

WHAT'S HAPPENING IN THE WORLD OF QUILTS

by Lois Sayers

Hadley 5th Annual Quilt Show of 2009

by the Wednesday Night Gathering of Quilters
Sept. 25th, 12 - 4 and Sept. 26th, 10 - 4

Fall Into Quilts Show by Town Hall Quilt Guild

Oct. 2 & 3, 10 - 4 at the First Congregational Church of Clarkston
5449 Clarkston Rd, Clarkston

Festival of Quilts with crafts and silent auction

Oct. 2nd, 10 - 5 and Oct. 3rd, 10 - 4 at the
First United Methodist Church, 22124 Garrison, Dearborn, MI

Samaritan House Quilt Show

Oct. 3rd, 10 - 5. Admission is 5 non perishable food items or a donation
Romeo United Methodist Church, 280 N. Main St., Romeo

St. Clair First United Methodist Church

Oct. 17th, 9 - 4 415 N. 3rd St., St. Clair, MI

Also, **Quilt in a Day** has a special offer from Eleanor Burns. Guild members receive 20% off on orders. Go to www.quiltinaday.com/guild for the California website and www.eleanorburns.com/guild for the Kentucky website. The sale ends Oct. 31, 2009.

Advertisements




"A PASSION FOR QUILTING"
Fern (Fosgate) Myers, Quilter
990 Golfview Dr., Lake Orion, MI 48362
(248) 693-1993
apassionforquilting.com
LONG ARM MACHINE QUILTING
Studio Hours by Appointment

RUTH McCORMICK, QUILTER

- Full Service Computerized Longarm Quilting to finish your quilts
- Quilts Custom Pieced and Quilted
- Binding Services
- Basting for Hand or Tabletop Quilters
- T-Shirt Memory Quilts

Rochester Hills, MI 248.375.1882
ruthmccormick@wowway.com



 **'N' Sew 4th.**

Quilts, Crafts & Classes 960 Ironwood Dr.
Rochester, MI 48307
Phone: 419-367-8717

Rita E. Weitendorf



DIRECTORY UPDATES

Please change and add the following to your membership roster...

Changes:

Mary Schrader—add email: schrad2324@yahoo.com
Judy Stone—add email: jqUILts2008@comcast.net
Judy Verse—add email: jjquiltedpatches@aol.com
Kristine Bolhuis—change email: jrbkmb4043-ocqg@yahoo.com (needs dash)
Mary Beth Megel—change email: msquared954@yahoo.com
Debi Oman—change email to: doman@wowway.com
Kathryne Karibo—change address and phone number:
7362 Chipmunk Hollow
Clarkston, MI 48346
H: 248-927-7545

Add the following new / renewed listings:

Cyndi Anderson
981 Norcross Dr.
Rochester Hills, MI 48307
H: 248-853-7878
anderson3@wowway.com
Birthday—August 14
Member #139

Julia McQueen
700 Sanders Rd.
Oxford, MI 48371
H: 248-628-2271
C: 248-505-3536
quilter700@hotmail.com
Birthday: March 6
Member #327

Naomi Behrmann
1080 Great Oaks
Rochester, MI 48307
H: 248-608-2480
W: 248-828-7772
C: 248-841-3378
nbehrmann@sbcglobal.net
Birthday—January 29
Member #473

Betsy Roy
890 Hemlock
Rochester, MI 48307
H: 248-651-1939
W: 248-626-8220
C: 248-736-2725
broy@wowway.com
Birthday—October 28
Member #474

Now is a good time to check your name in the roster and make sure your information is correct. If not, please notify the Membership Chairman, Linda Guilbert.

Currently we have 89 members. If you are receiving your newsletter by mail and would like to try receiving it by email, please contact Linda Guilbert or Judy Stone. We will be happy to help you. You will receive the newsletter faster, it saves on postage and paper, you will see it in **color**, and it's a GOOD THING. Try it, you'll like it!!

November Lecture & Workshops with Susan Garman

<http://suegarman.blogspot.com/>

Lecture Thursday November 5, 2009 at OCQG Meeting

Lecture title: **The Design Process** In answer to the question she is asked most often, Sue will offer a retrospective of her work to describe and demonstrate how her designs have developed and evolved over time. Filled with tips for quilt design and quilt making – along with a lot of humor – Sue promises to inspire everyone.

Workshop Friday, November 6 – Feathered Star

Workshop Saturday, November 7 – Antique Tea Rose Quilt

Feathered Star (Friday, Nov. 6)

The Feathered Star block is loved by nearly everyone, but has usually been considered a hard block to make. In this workshop, learn the basics of easy foundation piecing without hassles. Spend the day making a feathered star block that you can use as the center of a medallion quilt – or make several stars and sash them together for a larger quilt. Skill level: All levels



Antique Tea Rose Quilt (Saturday, Nov. 7)



The traditional Whig Rose block has been adapted for this quilt, which has a dozen scrappy blocks set on point in it. The pattern is adaptable for a smaller 4-block quilt – or a beginner can choose to make just one block to learn techniques. The workshop focuses on the basics of appliqué: how to appliqué with ease using needle turn methods, how to make stems, and how to make perfect circles. Skill level: The block is suitable for all skill levels.

_____ Friday, November 6, 2009 – **Feathered Star Workshop**

Cost: \$35.00

Location: Oxford Public Library 10:00 am – 4:00 pm

_____ Saturday, November 7, 2009 – **Antique Tea Rose Quilt Workshop**

Cost: \$35.00

Location: Oxford Public Library 10:00 am – 4:00 pm

Checks payable to **OCQG** – Send to Ruth McCormick, 572 Rolling Green Cir N, Rochester Hills, MI 48309, (248) 375-1882 Supply lists will be sent via email.

NAME _____

ADDRESS _____

CITY ZIP _____

PHONE _____

EMAIL _____

FAT QUARTER DRAWING

by Debi Oman

There will be a fat quarter drawing each month at the guild meeting. For each fat quarter you add to the drawing, you may place your name in the drawing. For example, if you bring one fat quarter, you have one chance to win the drawing. If you bring in four fat quarters, you may enter your name in the drawing four times!

October's fat quarter drawing will be Autumn colors or Autumn prints.

Make sure to bring your fat quarters to the meeting so you can enter and win the fat quarter stash for this month!

AND NOW A WORD FROM OUR CORRESPONDING SECRETARY, *Connie Wincek*

Would you like a card sent to a Guild Member from the Guild for ILLNESS, GRIEF, MARRIAGE, NEW BIRTH, RECOVERY, RETIREMENT, LONELINESS, ETC.? If so, please contact me from the information below. Also, include whether you want your name mentioned in the card, and whether the card recipient would want the whole Guild to be informed. Or, if you prefer, there will be a basket at each Guild meeting with a form to fill for a card to be sent. Please complete the form and leave it in the basket. The basket will be on the Board's head table whenever possible. A card will be sent shortly thereafter whichever method of contacting me you choose.

Connie Wincek
248-652-2217
ckwincek@netscape.net

Advertisement

T-Shirt Memory Quilts

The possibilities are endless and make wonderful gifts for family and friends:

College Days	High School Activities	Boy / Girl Scouts
Travel & Vacations	Athletics / Music / Theatre	Races & Walks
Sporting Events	Family Memorabilia	Wedding Gift
Graduation Gift	Holiday Gift	Anniversary Gift

Let me preserve the memories by creating a T-shirt quilt that will showcase them, keep someone warm, and remind them of past times and places. You supply the shirts and I will finish the quilt in 6 - 8 weeks.

Ruth McCormick
Rochester Hills, MI
248.375.1882

Oakland County Quilt Guild
P.O. Box 81096
Rochester, MI 48308-1096



First Class



Our next meeting is Thursday,
October 1st at 7:00 pm at the
Rochester Community House,
Rochester, Michigan

The OCQG newsletter is published every month for guild members and fellow quilters. Articles or other information must be submitted to Judy Stone by the 17th of each month. Please submit your articles to jquilts2008@comcast.net. If you have any questions, please feel free to contact Judy Stone at 248-453-5373.