



# Thimble Thoughts

## Oakland County Quilt Guild

[www.oaklandcountyquiltguild.com](http://www.oaklandcountyquiltguild.com)

March, 2009

Message from the President  
Peggy Casing

Warmest Greetings,  
...on this brisk February day! I am always impressed by the ferocity of "Old Man Winter" when he visits Michigan, but I have decided to turn a cold shoulder to him this month (as if I had a warm one to offer!). Maybe if we all band together, and pack away the flannel, and the holiday panels, we can force him into hiding. Join forces with me, and pull out the spring pastels and appliqué flowers!

As we usher spring into Michigan, it is good to know that we have some fun and informative things brewing at OCQG. At the March meeting, Chris Husak Zane, who is a representative for several thread companies, will give us a great presentation on the wide range of threads that are available to quilters today. It often seems like thread is the last thing we think about when planning a quilt, yet it is the element that holds the pieces together, and can, literally, either make, or break it. Join us to find out more, and bring a friend, or two. All are welcome!

At our April meeting, Virginia Anderson will offer a discussion and presentation on

historic quilts. We will also have an opportunity to have our quilts dated. Again, this is a great time to bring your friends... and their quilts! It should be like one big, long, "show and tell." What fun!

Finally, as I write this article, I am filled with gratitude for all the women who have given so much of their time and talent to the many guild activities over the past several months. Please know, whether you drove Katie P-M, cut out thread catchers, sifted sand, or bought fabric and planned a terrific raffle quilt, your efforts have been noticed and appreciated by many! If you recruited volunteers, attached labels to water bottles, or sewed an item, or two, for charity, please know that we could have never done it without you! There are always women "working in the wings," so if I haven't mentioned your particular gift-of-self, please know that it hasn't gone unnoticed. We all recognize that the cookies don't bake themselves, and the correspondence doesn't type itself, or take a jog over to the mailbox with out you! I thank each and every one of you.

Best Wishes, *Peggy*

### Happy Birthday to Guild Members with March Birthdays!



Mary Murday	March 1	Muriel O'Donnell	March 16
Julia McQueen	March 6	Edi Roser	March 16
Amy Schuster	March 10	Janet Iamarino	March 21
Liz Travis	March 11	Fern Meyers	March 26
Erena Rieflin	March 13	Christine Reeves	March 27
Peggy Casing	March 15	Maureen Magadanz	March 31

## Charity News

Marlee Smearing, Sharleen Jesperson, Lesa Reynolds

Thank you once again for your generosity and time in helping make quilts for various charities. This month we received At the February meeting we received ten completed quilts ready to be passed on to charities as well as one baby top and one lap top. Thank you to those members who so generously donate their time and talent for our charities.

## Change of sizes for Preemie Quilts

Please take note that Tiny Miracles now needs bigger sized quilts. Many hospitals are now requesting larger than 24" quilts but not as big as a crib size. *If those of you who are working on preemie quilts would please take note of this change.* I have been informed that due to new regulations, the tiny quilts can no longer go inside the incubators.

## Veteran's Collection

This month we are asking for lip balm for the veteran supplies.

## Charity Day!

Mark your calendars!

Abiding Presence Lutheran Church, University Road, Rochester

Saturday, April 4th from 9:00 a.m. to 4:00 p.m.

I SPY QUILT ASSEMBLY

We will once again have soup provided and ask members to bring either a salad or a dessert. Bring your sewing machines, cutting supplies and join us for a fun day making easy I Spy quilts for the babies.

## Program News:

Rita Morrow

What a great time we all had with Katie. We learned so much, crammed into two days. I was amazed that she was self taught, with the complex techniques she shared with us. I think we can use her Ghost Layer concept in just about any quilt we make in the future. I want to thank Gladys and Larry for picking Katie up at 10 pm Wednesday night from the airport. And thanks to Beth and Julia for their assistance during Katie's visit. I think we are all thankful for her visit and all that she shared with us. A true winter inspiration.

In March, Christine Husak-Zane will be sharing her wisdom with different threads and techniques with us. She represents Superior Threads at the major shows, and teaches machine quilting for the "home" quilters. So save up your questions on those threads you've been trying to figure out. Chris also dyes beautiful fabrics and will bring a selection of them.

## Library News

Linda McCabe (248) 650-0181

Please remember the library as you head out the door to the March guild meeting. If you have quilting books that are just taking up space on your book shelves, or magazines that you no longer want to keep, please bring them to the library table at the March meeting and we'll, in turn, offer them to the membership during our April Library Sale. So often, what is no longer wanted or needed by one quilter is a new found treasure in the hands of another quilter. And that is what our April Sale intends to do - recycle items that would be appreciated in a new home. It's a win-win situation. The item is passed on and the money raised by the exchange helps support us all with the many new books we are then able to acquire. So please take 10 minutes and see if you have something to donate. Many thanks.

Speaking of acquiring, please pass on the names of any books that you'd like to see in our library. Can't guarantee that it will be purchased, but we'll give it a try. Also, if there's an author or older book that we may already have, please check our website, then e-mail me with your request, or give me a call. If you don't find what you want on the website, also send me an e-mail or call me since I have an updated list. From there, we'll be delighted to hand deliver the book(s) to you at the March meeting. If we don't have what you want, I'll call you or e-mail you telling you so. Our library is to serve and support us all, so please borrow books each month. We've some great new titles and it's fun to keep learning. See you in March!

## OAKLAND COUNTY QUILT GUILD

### June 2009 Quilt Challenge

### Theme: Celebrate Spring!

This will be the 16th year that the OCQG has included a challenge in our program of special events. We sincerely hope that you will be one of the many members who will participate in the challenge.

#### **RULES for OCQG JUNE 2009 QUILT CHALLENGE:**

- Each entry must be the sole work of one (1) current OCQG member (including quilting stitches).
  - Entry must be appropriate to the theme Celebrate Spring!
  - Entry must have been started and completed since June 2008 and may not have been shown at any other shows.
  - Only one entry per person
  - No pre-quilted fabric; no pre-printed whole-cloth quilt tops; no kit quilts may be used. No odd-shaped quilts.
  - Quilt Size: One Length + One Width must be a minimum of 80" and a maximum of 100".
- NOTE: Quilts that are larger will not be accepted for the Challenge; however you are encouraged to bring your larger quilt for Show & Tell on the night of the Challenge.
- A 5" double sleeve must be attached to the top of the back for hanging.
  - If there is a label, the quilt maker's name must be covered during viewer's choice judging.

Entries must be delivered between May 25 – June 1, 2009 – locations will be published in the May OCQG newsletter. No late entries will be accepted. Challenge quilts will be displayed at the June 4, 2009 meeting of the Oakland County Quilt Guild. There will be four (4) Viewer's Choice awards presented at the meeting.

#### QUESTIONS?

Contact Ruth McCormick 248.375.1882 [ruthmccormick@wowway.com](mailto:ruthmccormick@wowway.com)

## Fat Quarter Drawing

Pat Smith 248-546-9517

In February, Judy Stone was a lucky lady as she won 9 fat quarters and blockery. For March we will think Spring! Bring in any floral fabric. The choice is yours. For a chance to win fabric, bring in a fat quarter and enter your name in the drawing, and maybe you too can be a lucky lady like Judy.

## Hospitality

Liz Travis

The following Guild Members signed up for hospitality for the March meeting:  
Desserts: Kris Quail, Liz Shelbo, Bet Brinkerhoff, Sue Lavender, Jan Stepp and Fern Myers

Juice: Mary L. Grimes

Diet Pop: Pat Smith and Lynn Czar

### Advertisements



Ruth McCormick, Quilter

*T-Shirt Memory Quilts  
Quilts on Consignment  
Machine Quilting Service*

Rochester Hills, MI  
Phone 248-375-1882

<http://community.websites.com/user/rmmquilter>



'N' Sew 4th™

Quilts, Crafts & Classes

960 Ironwood Dr.  
Rochester, MI 48307  
Phone: 419-367-8717

Rita E. Weitendorf



LONG-ARM QUILTING

CHANTAL ANDERSON  
Professional Quilter  
Instructor

248-601-1431

402 Hillview ♦ Rochester Hills, MI 48306



Devine Quilters

Longarm Quilting Service

Jackie Jaskot & Maureen Magadan

2346 London Bridge # 64 Rochester Hills, MI 48307  
Phone: 248-894-8060 / 734-459-0740 Email: mmagadan@sbcglobal.net



Julia's Treasured Creations  
Long-Arm Quilting

Alterations / Sewing

Julia McQueen  
Quilter

248-628-2271  
Oxford, MI



"A PASSION FOR QUILTING"

Fern (Fosgate) Myers, Quilter  
990 Golfview Dr., Lake Orion, MI 48362  
(248) 693-1993

[apassionforquilting.com](http://apassionforquilting.com)

LONG ARM MACHINE QUILTING  
Studio Hours by Appointment

## Quilt Celebration 2010

Gail Bufalini and Mary Murday, Show Chairs

Hello Everyone ---- Thanks so much to all the generous people who have signed up to work on the Quilt Show committee. Everyone has a busy schedule and we all do so many things; we're amazed at the wonderful response we're getting. We know that only with your help, can this show be great ,so keep up the good work and we shout with praise to all of you as we say "THANK YOU". We are so proud to be a part of this wonderful guild.

We're especially needful at this time of a publicity person. If you're detail oriented and think you might enjoy "spreading the good news" so to speak, this is the job for you. This might just be the most important job ever for our Quilt Show. Without this post, our wheel won't turn. If we can't get the word out - folks won't come to see our beautiful quilts. Please talk to Gail or Mary about the possibility of taking this position. We also need to door prize committee person and I think this is a fun job. I'll be the first one to donate a prize.

The raffle quilt committee worked today on cutting out packets for blocks that we will be bringing to the next meeting. We hope we will have some folks interested in participating. It looks like it's going to be really pretty. Yea!!!! Winter's almost over!!!!!!

## Meet a Member

Sharleen Jespersen, Membership Chairperson

Each month we feature a few members and ask them to share some information about themselves. This month we hear from Ruth McCormick, a member since '95, Loretta Kramer a founding member and Nancy Isken who joined us just this year. Thank you all for sharing. Sharleen Jespersen

### **Ruth McCormick**

I grew up in SE Michigan (Dundee, before Cabella's when it was a 1-light town). My husband Kent and I were married the same month I graduated from HS. Yes, we are still married! I made my first quilt in 1976 when I was in college – a Grandmothers Flower Garden. 'Nothing like jumping right in! I finally donated this quilt to charity (in 2008) after taking many photos. It is better as a fond memory! I recall making trips to Minnesota Fabrics in Ann Arbor to buy quarter yards of fabrics, on sale for 88 cents/yard! This was the cotton/poly blends of the time. The quilt was made from one cardboard template that changed shape the longer I used it. We lived in Dillsburg, PA for 5 years, not far from Lancaster, PA in the early 1980's. Became even more inspired about quilting when I attended the annual Mennonite Quilt Show and Auction at the Harrisburg Farm Show building. Fell in LOVE with the traditional New York Beauty quilts. I took my first quilt class in Carlisle, PA at a quilt store. Kent signed up with me! – We made a gaudy yellow, red, green sampler – PA Dutch colors that Kent selected! It lives in the back of a closet! The quilt is hand quilted – some of it by Kent!!! (Big toe catcher stitches!) 'Moved back to Michigan in 1986 after starting a family. Went to my 1st OCQG Quilt Show soon after that (not sure of the date); was on the OCQG waiting list for a year, and have been a member ever since! I am so glad that I found the guild by accidentally driving past the show location! My two children have always known me as a quilter. Gail entered several quilts in the OCQG shows when she was younger. She now sews theatre costumes for her own use. My son Eric is married and lives with his wife in International Falls, MN – home to a huge quilt store called Quilters Corner!!!! My children are recipients of the best of my quilts and will surely receive more of them over time. My sewing room is located in the dining room (and overflows into the living room)! My patterns

are in two huge file cabinets in the garage. My books are in the family room. My Gammill and batting and fabrics are in my studio in the basement. You could say that I sew all over the house!! I am a machine quilter and have a part time quilting business of making t-shirt memory quilts and custom quilts. In 2009 I started offering long arm quilting services on my Gammill Optimum with Statler Stitcher. My favorite types of quilts are created from collections of fabrics – the scrappier the better. My favorites have been from all cat prints, all star prints, and all wild animal prints. My current obsession is large art flower quilts in the style of Georgia O'Keefe.

### Loretta Kramer

I've quilting for 25 years, sewing for over 50. I was born and raised in Detroit and lived there till I married, then moved to Harper Woods. My favorite quilt style is Crazy Quilting. I quilt by hand or have my piece done by a machine quilter. My current plan is to finish my many ufos.

### Nancy Isken

Hello all - my name is Nancy Isken and I joined the Guild in September. I just love interacting with the members and have enjoyed the Sue Holdaway-Heyes workshop and Quilt Inn tremendously. I began quilting about 9 years ago when my dear friend Linda took me on. It was quite an undertaking since I didn't even know how to use a sewing machine. I started with a little Nine Patch and haven't stopped. I love doing all different kinds of quilts, usually with bright colors or batiks. My favorite quilt that I have made to date is a wizard / dragon / castle themed quilt that I made for my son who is a big Harry Potter fan. I have lived in MI my whole life, but we love to take long road trips to National Parks so I try to find quilts shops

#### Advertisement:



**QUILT IN COMFORT STUDIO • 308 East Street, Downtown Rochester (248) 840-9200**

### March News

I would like to extend a "thank you" out to all of the Guild members from the Raffle Quilt Committee that used my studio in February to cut all of the fabric for our Quilt Celebration 2010 raffle quilt! Please remember - if the studio is not already booked, it is available for Guild groups to use. Please call me for availability!

*-Kathryne*

Remember **QUILTED COMFORTS** for all of your quilting needs, including:

- Long arm quilting - all over patterns at competitive prices, or more extensive custom quilting
- Custom quilt making
- A large selection of Cherrywood Fabrics!

[www.quiltedcomforts.org](http://www.quiltedcomforts.org)

## Membership

Sharleen Jespersen

Starting next month, we will begin collecting membership and renewal applications for our next guild year. They are due at our annual meeting on June 4th. And, as you know, on your renewal form we do ask for volunteers for our committees. Please start to consider where your interest lies in committee service. Here is an excerpt taken directly from our by-laws that gives a description of some of the committees....

**Blockery:** Each month a quilt block pattern is provided (in the newsletter and at the meeting) for members who wish to participate in "Blockery". Members make 1-3 blocks from the pattern provided and bring the blocks to the next meeting. A tag identifying the maker should be attached to each block. These tags are placed in a basket for the Blockery drawing. Blocks are grouped in sets and members receive one chance of winning a set of blocks for each block made.

**Door Prizes:** Tickets may be purchased (3 for \$1.00) for the door prize drawing. A portion of the proceeds from the door prizes ticket sales is used to purchase the following month's door prizes.

**Library:** The Guild has many books and videos, which have been purchased and/or donated for use by the membership. Items may be checked out at meetings and are due to be returned at the next meeting. A \$1.00 per month, per item, penalty is assessed for items returned late to the Guild library.

**Charity:** Each year OCQG members make quilts, from crib to full size, for donations to local charities. Members gather on one or two Saturdays per year to work on these quilts together. This is a fun day and a great way to meet members of the guild. Individual members and sit-and-stitch groups also donate charity quilts. Charity quilts are an important way of giving to the community. Additional items, such as personal products, canned goods, and children's clothing, are periodically given to area charitable organizations for distribution.

**Quilt-Away:** This is an entire weekend of fun to get together to sew and enjoy each other's company.... Out of town. Leave the family and chores at home and get-a-way. The past several years have been held at a hotel in Midland, MI. There are nearby quilt stores for shopping if you need a break. It is usually held in January of even numbered years (2010). Watch your newsletter for dates and other important information.

**Quilt-Inn:** Once each year OCQG sponsors a Quilt-Inn for members. This is an all day local event for members to get together to sew and enjoy each other's company. It is held on a Saturday and members may come and go as their schedules permit. Guild-Sponsored workshops and/or demonstrations are sometimes offered. Members may also choose to bring sewing machines and their own projects to work on. The primary purpose of the Quilt-Inn is to provide an informal setting in which members can become better acquainted.

**Quilt Show:** OCQG sponsored its first show in April of 1994. Subsequent shows occur biannually. The show, which is open to members and non-members, is a major fundraiser for the Guild. Entrants may choose to have their entries entered for display. All Guild members are encouraged to enter quilts and to participate in making the Quilt Show a success.

**Raffle Quilt:** Every two years the members make a quilt to be raffled in the spring. Members are encouraged to contribute to the piecing/appliqué and hand quilting of this quilt. Each member gets books of tickets to sell. Net proceeds from the raffle quilt go to the Guild's general fund. This fund is used to support Guild activities and programs.

All of our activities are subject to members volunteering to do the job.

## Blockery - Pieced Block

\*\*\*\*Please make sure you use the RED SQUARE given out at last month's Guilfd meeting for the center of this block!

### CROWN OF THORNS

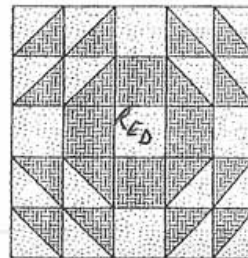
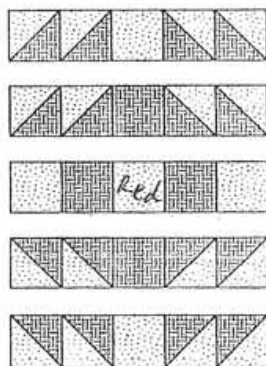
Block will be 10-1/4"

Per pattern – light color use white with black (mostly white)  
Dark color use black with white (mostly black)  
Center square – 2-1/2" red (provided)

Cut 4 squares of light (mostly white with black) 2-1/2" each  
4 squares of dark (mostly black with white) 2-1/2" each  
Cut 8 squares of light (mostly white with black) 3" each  
8 squares of dark (mostly black with white) 3" each  
Center square red 2-1/2" provided with pattern

Place the 8 – 3" squares one light and one dark right sides together (You will have 8 of these) Draw a diagonal line from corner to corner on the light fabric. Sew 1/4" on both sides of the diagonal line and then cut on the drawn diagonal line. You will end up with 2 triangle squares from each – a total of 16 triangle squares. Press seams toward the darker fabric. Trim each square by lining up the 45 degree line on a square ruler with the diagonal seam – trim to 2-1/2" squares.

Sew blocks into 5 rows using the pattern as a guide with 1/4" seam allowance. Press open the seam allowances of each row and sew the rows together to form block according to block layout.



*Red  
center*

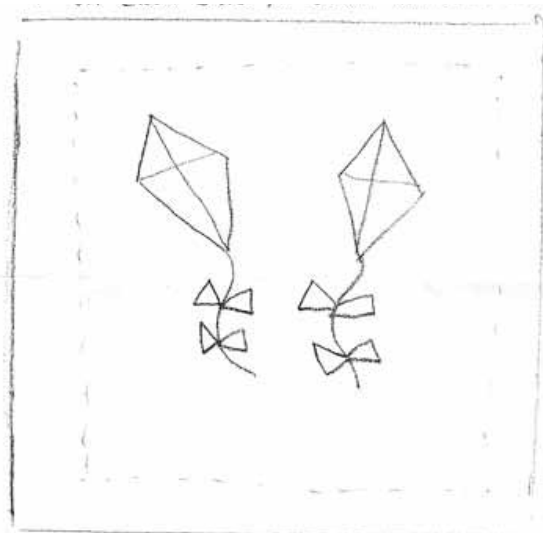
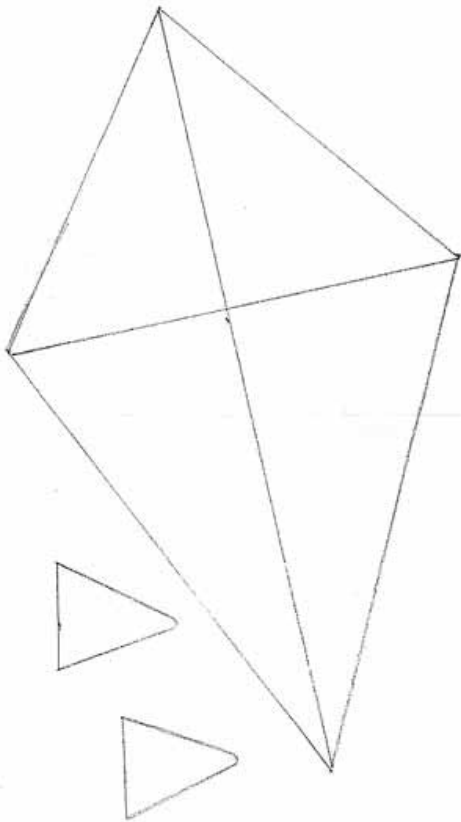
Any questions – Gay Harris [dharrisdk1@sbcglobal.net](mailto:dharrisdk1@sbcglobal.net) or 248-969-1990

## KITE APPLIQUE

Block 10-1/2" square white on white fabric  
Kite fabrics – any colors of choice

Using the kite pattern you can use a fusing technique and either stain stitch or buttonhole stitch 2 kites with tails and a total of 4 flags on the tales onto 10-1/2" white on white square of fabric - or make the kites slightly larger and hand appliqué 2 kites turning edges under to finish to size of kite pattern below.

Place kites on fabric square, as long as there is 1" on each side for seam allowances.



Blockery Sign up for March

Gay Harris (248) 969-1990 dharrisdk1@sbcglobal.net

**Gay Harris**, 3 appliqué, 3 pieced; **Karen Fisher**, 3 pieced; **Judy Stone**, 3 appliqué, 3 pieced; **Marilyn Calo**, 3 pieced; **Laura Wall**, 3 appliqué, 3 pieced; **Mary Lou Grimes**, 2 pieced; **Kris Bolhuis**, 2 applique



Our next meeting is Thursday,  
March 5th at 7:00 p.m. at the  
Rochester Community House,  
Rochester, Michigan

*Bring a friend!*

The OCQG newsletter is published every month for guild members and fellow quilters. Articles or other information must be submitted to Amy Schuster by the 17<sup>th</sup> of each month. Please submit your articles to [karlzmom@aol.com](mailto:karlzmom@aol.com). If you have any questions, please feel free to contact Amy at 248-601-0127.

**Oakland County Quilt Guild**  
**P.O. Box 81096**  
**Rochester, MI 48308-1096**

First Class